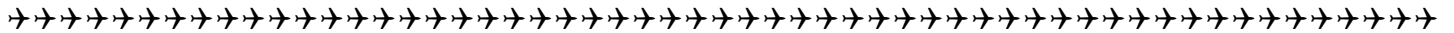




Squadron News May 2026

An AMA Gold Club

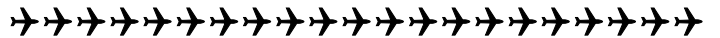


Upcoming Club Events

- June 3 - Monthly club meeting at the field, 7:00pm
- June 20 - Warbird Warmup
- July 1 - Monthly club meeting at the field, 7:00pm
- August 5 - Monthly club meeting at hte field, 7:00pm
- August 8 - Annual National Model Aviation Day rc airshow
- September 2 - Monthly club meeting at the field, 7:00pm
- September 26 - Fall Float Fly In at Gibbs Memorial Park
- October 7 - Monthly club meeting at the field, 7:00pm
- October 10 - 19th Annual Blacksheep Warbird Fly In
- November 4 - Monthly club meeting at the field, 7:00pm
- December 2 - Annual Christmas meeting dinner

2026 area events

- June 4, 5 & 6 - EDF Jet Jam at Bill Beach Field,Rosewood
- June 6 - IRCM Cubs & Floaty flyers at Morristown
- July 17 & 18 - IRCM Warbirds Over Blue River at Morristown
- August 15 - IRCM Toys For Tots at Morristown
- September 19 - IRCM Fly All in the Fall at Morristown



Blacksheep RC Modelers

May 2026 Meeting Minutes

Rege Hall opened the meeting with 14 members present. He reminded everyone that our Spring Float Fly is this coming Saturday, May 9, from 9 AM to 2 PM at Gibbs Memorial Park. We will provide hot dogs and chips, but everyone should bring their own drinks. The site is FRIA approved, so no individual IDs are required.

He also mentioned that the Indianapolis R/C Modelers are hosting a Jet Fun Fly the following Saturday, May 16.

Clark Boncquet reminded us that the AMA is hosting a National Fun Fly June 25-28 in Muncie.

Rick Gilmore gave the Treasurer's report.

Paul Wycoff reported on his investigations regarding the purchase of a shipping container to replace our existing storage sheds. He found a vendor on the northwest side of Indianapolis named Bolted Box. They had 1 trip containers, but the price was well above our budget. He found another vendor which offered a 40' container at a better price. Bolted Box gave him another quote for a used 20' container at a much lower price and closer to our budget. It was decided that a 20 ' container would meet our needs. Paul will contact the vendor with the lower price for the 40' container and see if he has any 20' containers and to arrange a meeting to inspect the container.

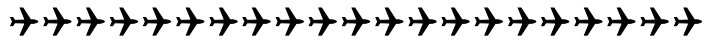
Paul also displayed the plaques he made for the Warbird Warmup which is coming June 20. The plaques are for the best WW I, WW II, EDF/Turbine and Best of Show planes.

The meeting was a Show N Tell meeting and John Louden and Rege brought their Viper EDF jets that they are building. Byran Paris brought his Eindecker 90 with a Saito FG 19 r3 gas engine. John Louden showed battery packs that he made with Lithium Ion batteries. The packs are

comparable in performance to a LiPo battery, but can be drawn down to a lower voltage of 2.5 volts without damage. Doug Gifford brought his new 16 channel Radio Master radio and explained its features.

Paul Wycoff

Black Sheep Secretary



From the President -

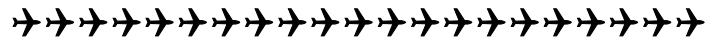
For those who have visited the field in the last few days you will notice a nice new tan shipping container at the west end of the parking lot. Thanks to the committee; Bryan Paris, Warren Estep and Paul Wycoff, we have purchased this container to replace the 2 very old and decrepit sheds. Special THANKS to all who showed up on a recent Wednesday morning to clean out the sheds and get them ready to be removed. The container will be moved to the current shed location after WM assists in removing them and we close the ground hog hotel currently residing under one of the sheds.

Nice day at the field today, temps were mild and winds light. There were times that the high overcast made it tricky to track aircraft, but all in all a good day. The runway is in fantastic shape thanks to Warren, Harold and Rick.

I flew my now 11 year old Turbinator and John Loudon flew two Boomerang RC mini Viper Jets, one EDF and the other KT45 turbine power. Did I comment how smooth the runway is? Even the mini wheels on the mini Viper Jets rolled smooth and easily broke ground.

I will close this month with thanks to Hendricks County Parks for allowing us to host our Spring Float Fly at Gibbs Memorial Park lake. 34 registered pilots and lots of flying with a wide variety of aircraft. See you at the meeting, looks like a favorable forecast for an evening of flying. Fly safe, fly often!

Rege



Fire starting at Float Fly



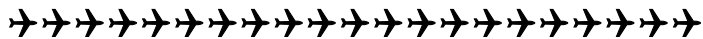
This was Rick with I think Paul at the controls.

This might be labeled **Fire Starting 101** or maybe

Low cost vasectomy by RC float plane.

Doug Gifford

This would be great for either the "How To" or the "Safety Practices" section of the club's newsletter. Copy to John Lawyer to ensure he gets a copy. Just trying to help. This was all Reggie's fault with the low grade charcoal purchase.



Tips and Tricks.

When using double-sided foam servo tape, always clean the servo case with some rubbing alcohol and then apply some clear tape to the case before applying the foam tape. Make sure the surface to which the servo is being attached is clean for a proper bond. If your servo case is dirty and has leftover foam-tape adhesive in it, be sure to clean it before reinstalling the servo. One product you can try for this is Crayon Away; it works great for removing that leftover tape residue.

Model Airplane News -- the magazine for model pilots! Subscribe today at <https://simplecirc.com/subscribe/model-airplane-news>

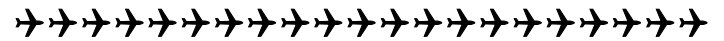
Model Airplane News -- the magazine for model pilots! Subscribe today at

<https://simplecirc.com/subscribe/model-airplane-news>



Today's Hobby Hack!

Keeping hatches in place is important, and losing one during flight is not a good thing. But sometimes, when you really get wild with your 3D aerobatic model, stock magnet hatch latches just aren't secure enough. A quick way to ensure hatch security is to add a cut-down servo arm as shown. A single screw secures the servo arm, which can be pivoted 90 degrees to allow the hatch to be open.

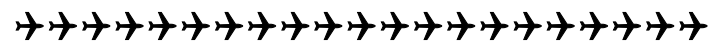


Funnies

Typical day in the life of a modeller



- Time spent opening box
- Collecting tools
- Kit assembly
- Time spent looking for the part that fell on the floor



Editor: John Lawyer You can contact me at jlawyer41@att.net or 765-918-7229

***** Till next month may all your landings be wheels down. *****

